


Transition Pack for A Level Chemistry

A Level Chemistry Summer Holiday Homework – please email Dr Piercy on rpi@cdarwin.com if you need further guidance or support.

1. Read through the transition pack provided, do any of the tasks therein you wish. The more you do, the better prepared you will be.
2. **Complete the baseline assessment at the end of the transition pack provided – this will be collected when you start in September**
3. Ensure you remember your GCSE chemistry (much is covered in the transition pack).
4. **There will be a week 6 assessment in October which will include some of this work.**

So you are considering A Level Chemistry?



This pack contains a programme of activities and resources to prepare you to start an A level in Chemistry in September. It is aimed to be used after you complete your GCSE, throughout the remainder of the summer term and over the Summer Holidays to ensure you are ready to start your course in September.

Videos to watch online

Rough science – the Open University – 34 episodes available

Real scientists are 'stranded' on an island and are given scientific problems to solve using only what they can find on the island.

Great fun if you like to see how science is used in solving problems.

There are six series in total

http://www.dailymotion.com/playlist/x2igjq_Rough-Science_rough-science-full-series/1#video=xxw6pr

or

<https://www.youtube.com/watch?v=IUoDWAt259I>

A thread of quicksilver – The Open University

A brilliant history of the most mysterious of elements – mercury. This program shows you how a single substance led to empires and war, as well as showing you some of the cooler properties of mercury.

<https://www.youtube.com/watch?v=t46lvTxHHTA>

10 weird and wonderful chemical reactions

10 good demonstration reactions, can you work out the chemistry of any... of them?

<https://www.youtube.com/watch?v=0Bt6RPP2ANI>

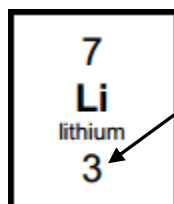
Pre-Knowledge Topics

Chemistry topic 1 – Electronic structure, how electrons are arranged around the nucleus

A periodic table can give you the proton / atomic number of an element, this also tells you how many electrons are in the **atom**.

You will have used the rule of electrons shell filling, where:

The first shell holds up to 2 electrons, the second up to 8, the third up to 8 and the fourth up to 18 (or you may have been told 8).



Atomic number =3, electrons = 3, arrangement 2 in the first shell and 1 in the second or

Li = 2,1

At **A level** you will learn that the electron structure is more complex than this, and can be used to explain a lot of the chemical properties of elements.

The 'shells' can be broken down into 'orbitals', which are given letters: 's' orbitals, 'p' orbitals and 'd' orbitals.

You can read about orbitals here:

<http://www.chemguide.co.uk/atoms/properties/atomorbs.html#top>

Chemistry topic 2 – Oxidation and reduction

At GCSE you know that oxidation is adding oxygen to an atom or molecule and that reduction is removing oxygen, or that oxidation is removing hydrogen and reduction is adding hydrogen. You may have also learned that oxidation is removing electrons and reduction is adding electrons.

At A level we use the idea of **oxidation number** a lot!

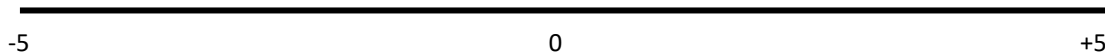
You know that the metals in group 1 react to form ions that are +1, i.e. Na^+ and that group 7, the halogens, form -1 ions, i.e. Br^- .

We say that sodium, when it has reacted has an oxidation number of +1 and that bromide has an oxidation number of -1.

All atoms that are involved in a reaction can be given an oxidation number.

An element, Na or O_2 is always given an oxidation state of zero (0), any element that has reacted has an oxidation state of + or -.

As removing electrons is **reduction**, if, in a reaction the element becomes **more** negative it has been reduced, if it becomes more positive it has been oxidised.



You can read about the rules for assigning oxidation numbers here:

<http://www.dummies.com/how-to/content/rules-for-assigning-oxidation-numbers-to-elements.html>

Elements that you expect to have a specific oxidation state actually have different states, so for example you would expect chlorine to be -1, it can have many oxidation states: NaClO, in this compound it has an oxidation state of +1

There are a few simple rules to remember:

Metals have a + oxidation state when they react.

Oxygen is 'king' it always has an oxidation state of -2

Hydrogen has an oxidation state of +1 (except metal hydrides)

The charges in a molecule must cancel.

Examples: Sodium nitrate, NaNO₃

Na +1 3x O²⁻

+1 -6

To cancel: N = +5

sulfate ion, SO₄²⁻

4xO²⁻ and 2- charges 'showing'

-8 -2

S = +6

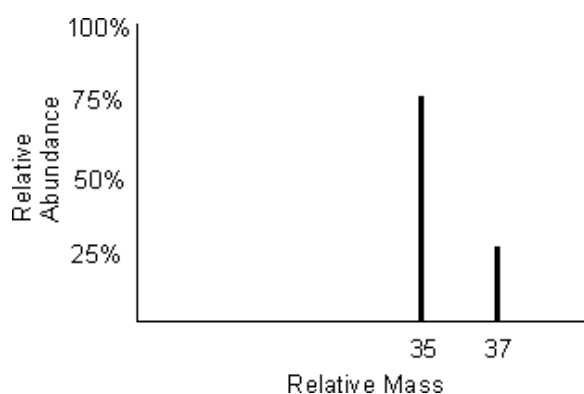
Chemistry topic 3 – Isotopes and mass

You will remember that an isotopes are elements that have differing numbers of neutrons. Hydrogen has 3 isotopes; H_1^1 H_1^2 H_1^3

Isotopes occur naturally, so in a sample of an element you will have a mixture of these isotopes. We can accurately measure the amount of an isotope using a **mass spectrometer**. You will need to understand what a mass spectrometer is and how it works at A level. You can read about a mass spectrometer here:

<https://studymind.co.uk/notes/mass-spectrometry-2/>

A mass spectrum for the element chlorine will give a spectrum like this:



75% of the sample consist of chlorine-35, and 25% of the sample is chlorine-37.

Given a sample of naturally occurring chlorine $\frac{3}{4}$ of it will be Cl-35 and $\frac{1}{4}$ of it is Cl-37. We can calculate what the **mean** mass of the sample will be:

$$\text{Mean mass} = \frac{75}{100} \times 35 + \frac{25}{100} \times 37 = 35.5$$

If you look at a periodic table this is why chlorine has an atomic mass of 35.5.

<https://gemmashearer.com/avogadros-number-calculations-for-a-level-chemistry/>

An A level periodic table has the masses of elements recorded much more accurately than at GCSE. Most elements have isotopes and these have been recorded using mass spectrometers.

GCSE

11 B boron 5	12 C carbon 6	14 N nitrogen 7	16 O oxygen 8	19 F fluorine 9
27 Al aluminium 13	28 Si silicon 14	31 P phosphorus 15	32 S sulfur 16	35.5 Cl chlorine 17

A level

10.8 B 5 boron	12.0 C 6 carbon	14.0 N 7 nitrogen	16.0 O 8 oxygen	19.0 F 9 fluorine
27.0 Al 13 aluminium	28.1 Si 14 silicon	31.0 P 15 phosphorus	32.1 S 16 sulphur	35.5 Cl 17 chlorine

Given the percentage of each isotope you can calculate the mean mass which is the accurate atomic mass for that element.

Chemistry topic 4 – The shapes of molecules and bonding.

Have you ever wondered why your teacher drew a water molecule like this?

The lines represent a covalent bond, but why draw them at an unusual angle?

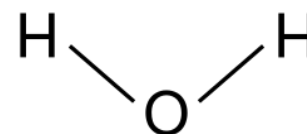
If you are unsure about covalent bonding, read about it here:

<http://www.chemguide.co.uk/atoms/bonding/covalent.html#top>

At A level you are also expected to know how molecules have certain shapes and why they are the shape they are.

You can read about shapes of molecules here:

<http://www.chemguide.co.uk/atoms/bonding/shapes.html#top>



Chemistry topic 5 – Chemical equations

Balancing chemical equations is the stepping stone to using equations to calculate masses in chemistry.

There are loads of websites that give ways of balancing equations and lots of exercises in balancing.

Some of the equations to balance may involve strange chemical, don't worry about that, the key idea is to get balancing right.

<http://www.chemteam.info/Equations/Balance-Equation.html>

This website has a download; it is safe to do so:

<https://phet.colorado.edu/en/simulation/balancing-chemical-equations>

Chemistry topic 6 – Measuring chemicals – the mole

From this point on you need to be using an A level periodic table, not a GCSE one you can view one here:

<https://www.ocr.org.uk/images/281617-periodic-table-of-the-elements-poster.pdf>

Now that we have our chemical equations balanced, we need to be able to use them in order to work out masses of chemicals we need or we can produce.

The **mole** is the chemists equivalent of a dozen, atoms are so small that we cannot count them out individually, we weigh out chemicals.

For example: magnesium + sulfur → magnesium sulfide



We can see that one atom of magnesium will react with one atom of sulfur, if we had to weigh out the atoms we need to know how heavy each atom is.

From the periodic table: Mg = 24.3 and S = 32.1

If I weigh out exactly 24.3g of magnesium this will be 1 mole of magnesium, if we counted how many atoms were present in this mass it would be a huge number (6.02×10^{23} !!!!), if I weigh out 32.1g of sulfur then I would have 1 mole of sulfur atoms.

So 24.3g of Mg will react precisely with 32.1g of sulfur, and will make 56.4g of magnesium sulfide.

Here is a comprehensive page on measuring moles, there are a number of descriptions, videos and practice problems.

You will find the first 6 tutorials of most use here, and problem sets 1 to 3.

<http://www.chemteam.info/Mole/Mole.html>

Chemistry topic 7 – Solutions and concentrations

In chemistry a lot of the reactions we carry out involve mixing solutions rather than solids, gases or liquids.

You will have used bottles of acids in science that have labels saying 'Hydrochloric acid 1M', this is a solution of hydrochloric acid where 1 mole of HCl, hydrogen chloride (a gas) has been dissolved in 1dm^3 of water.

The dm^3 is a cubic decimetre, it is actually 1 litre, but from this point on as an A level chemist you will use the dm^3 as your volume measurement.

http://www.docbrown.info/page04/4_73calcs11msc.htm

Chemistry topic 8 – Titrations

One key skill in A level chemistry is the ability to carry out accurate titrations, you may well have carried out a titration at GCSE, at A level you will have to carry them out very precisely **and** be able to describe in detail how to carry out a titration - there will be questions on the exam paper about how to carry out practical procedures.

You can read about how to carry out a titration here, the next page in the series (page 5) describes how to work out the concentration of the unknown.

http://www.bbc.co.uk/schools/gcsebitesize/science/triple_aqa/further_analysis/analysing_substances/revision/4/

Remember for any titration calculation you need to have a balanced symbol equation; this will tell you the ratio in which the chemicals react.

E.g. a titration of an unknown sample of sulfuric acid with sodium hydroxide.

A 25.00cm³ sample of the unknown sulfuric acid was titrated with 0.100mol dm⁻³ sodium hydroxide and required exactly 27.40cm³ for neutralisation. What is the concentration of the sulfuric acid?

Step 1: the equation $2\text{NaOH} + \text{H}_2\text{SO}_4 \rightarrow \text{Na}_2\text{SO}_4 + 2\text{H}_2\text{O}$

Step 2; the ratios $2 : 1$

Step 3: how many moles of sodium hydroxide $27.40\text{cm}^3 = 0.0274\text{dm}^3$

number of moles = $c \times v = 0.100 \times 0.0274 = 0.00274$ moles

step 4: Using the ratio, how many moles of sulfuric acid

for every 2 NaOH there are 1 H₂SO₄ so, we must have $0.00274/2 = 0.00137$ moles of H₂SO₄

Step 5: Calculate concentration. concentration = moles/volume ← in dm³ = $0.00137/0.025 = \mathbf{0.0548 \text{ mol dm}^{-3}}$

Here are some additional problems, which are harder, ignore the questions about colour changes of indicators.

<http://www.docbrown.info/page06/Mtestsnotes/ExtraVolCalcs1.htm>

Chemistry topic 9 – Organic chemistry – functional groups

At GCSE you would have come across **hydrocarbons** such as alkanes (ethane etc) and alkenes (ethene etc). You may have come across molecules such as alcohols and carboxylic acids. At A level you will learn about a wide range of molecules that have had atoms added to the carbon chain. These are called functional groups, they give the molecule certain physical and chemical properties that can make them incredibly useful to us.

Here you are going to meet a selection of the functional groups, learn a little about their properties and how we give them logical names.

You will find a menu for organic compounds here:

<http://www.chemguide.co.uk/orgpropsmenu.html#top>

And how to name organic compounds here:

<http://www.chemguide.co.uk/basicorg/conventions/names.html#top>

Chemistry topic 10 – Acids, bases, pH

At GCSE you will know that an acid can dissolve in water to produce H^+ ions, at A level you will need a greater understanding of what an acid or a base is.

Read the following page and answer the questions

<http://www.chemguide.co.uk/physical/acidbaseeqia/theories.html#top>

<http://www.chemguide.co.uk/physical/acidbaseeqia/acids.html#top>

Chemistry A level transition - baseline assessment.

40 marks

All data is given on this paper, you will not need a periodic table

Answer all questions.

1. Here is part of a periodic table, use it to answer the following questions

10.8 B 5 boron	12.0 C 6 carbon	14.0 N 7 nitrogen	16.0 O 8 oxygen	19.0 F 9 fluorine	20.2 Ne 10 neon
27.0 Al 13 aluminium	28.1 Si 14 silicon	31.0 P 15 phosphorus	32.1 S 16 sulphur	35.5 Cl 17 chlorine	39.9 Ar 18 argon

- a. Which is the correct electron configuration for a nitrogen atom, circle the correct answer [1]

$1s^22p^5$ $1s^12p^6$ $1s^22s^22p^3$ $1s^22s^5$ $1s^22s^22p^63s^23p^2$

- b. Which is the correct electron configuration for a chlorine atom, circle the correct answer [1]

$1s^22s^82p^7$ $1s^22s^22p^82d^5$ $1s^22s^22p^63d^7$ $1s^22s^22p^63p^7$ $1s^22s^22p^63s^23p^5$

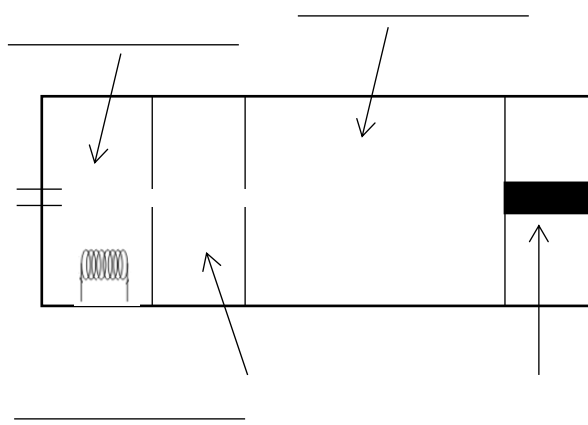
- c. Which is the correct electron configuration for an aluminium ion, Al^{3+} ? Circle the correct answer [1]

$1s^22s^22p^6$ $1s^22s^22p^63s^23p^3$ $1s^22s^22p^63s^2$ $1s^22s^22p^62d^1$

2. Draw a dot and cross diagram to show the bonding in a molecule of water, H_2O . [2]
Atomic numbers: H =1, O =8

3. A time of flight mass spectrometer has 4 main stages. put the correct stage in the diagram below:

Drift region Ionisation Detector Acceleration



[4]

4. A mass spectrometer was used to analyse a sample of chlorine; the results of the analysis are as follows:

isotope mass	% of sample
Cl-35	75.53
Cl-37	24.47

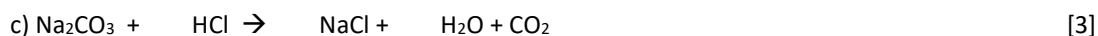
Calculate the accurate atomic mass of chlorine. Give your answer to **3 decimal places**. [3]

mass: _____

5. Give the oxidation state of the underlined atom in the following chemicals. Useful information: H = +1, K = +1, Na = +1, Mg = +2, O = -2, Cl = -1 [7]

- a) $\underline{C}O_2$ b) $S\underline{O}_3$ c) $H_2\underline{S}O_4$ d) $\underline{Al}Cl_3$
 e) \underline{Cr}_2O_3 f) $Na\underline{N}O_3$ g) $\underline{V}Cl_4$

6. Balance the following chemical equations:

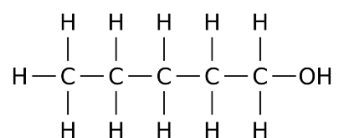


7. Calculate the relative formula masses of the following:

Atomic masses: H = 1, O = 16, S = 32.1, C = 12, Ca = 40.1, Na = 23, Cl = 35.5, Zn = 65.4

- a) $CaCl_2$ b) H_2CO_3 c) Na_2SO_4 d) C_3H_7OH e) $Zn(NO_3)_2$ [5]

8. A student carried out a reaction with this molecule:

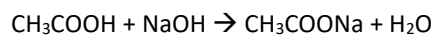


- a. What is the name of this molecule? _____ [2]

9. Vinegar is a solution of ethanoic acid (CH₃COOH) in water. A student carried out a titration of a sample of vinegar.

He used a pipette to measure exactly 25.0cm³ of vinegar into a flask, added an indicator and titrated it with a 1.00 mol dm⁻³ solution of sodium hydroxide (NaOH).

The reaction is:



The student found that his average titration was 27.50cm³

$c = n/v$ $c = \text{concentration (mol dm}^{-3}\text{), } n = \text{number of moles, } v = \text{volume (dm}^3\text{)}$

$n = m/R_{fm}$ $n = \text{number of moles, } m = \text{mass in grams, } R_{fm} = \text{formula mass}$

$1\text{dm}^3 = 1000\text{ cm}^3$

- a. Using the chemical equation, how many moles of sodium hydroxide will react with 1 mole of ethanoic acid?

_____ moles [1]

- b. How many moles of sodium hydroxide are in 27.50cm³ of 1.00 mol dm⁻³ sodium hydroxide?

_____ moles [2]

- c. How many moles of ethanoic acid are in 25.0cm³ of the vinegar sample?

_____ moles [1]

- d. How many moles of ethanoic acid are in 1dm³ of vinegar?

_____ moles [1]

- e. Ethanoic acid has a formula mass of 48. What mass of ethanoic acid is present in 1dm³ of vinegar?

_____ g [2]